

Scaled data based on original data using
LM-79-08 Approved Method: Electrical and Photometric Measurements of Solid-
State Lighting Products

Test Report Prepared for
Cooper Lighting Solutions
(formerly Eaton)

Brand: STREETWORKS

Report Number: P653038

Luminaire Tested: **GLAN-SA8C-840-U-AFL-GRSWH**

Issue Date: 5/27/2021

Test Information

Test Method: LM-79-08
Report Number: P653038
TEST IS SCALED FROM IESNA LM-79-08 TEST DATA (G3-2011-057-28)
Test Lab: INNOVATION CENTER
Issue Date: 5/27/2021
Manufacturer: COOPER LIGHTING SOLUTIONS (FORMERLY EATON)
Product Line: STREETWORKS
Catalog Number: GLAN-SA8C-840-U-AFL-GRSWH
Description: GALLEON AREA AND ROADWAY LUMINAIRE
(8) 80 CRI, 4000K, 1050mA LIGHTSQUARES WITH 16 LEDS EACH AND AUTOMOTIVE
FRONTLINE OPTICS WITH WHITE GLARE REDUCTION SHIELD
Light Source: -
Ballast/Driver: ELECTRONIC DRIVER

Summary

Lumens per Lamp: N/A
Luminaire Lumens: 43082.7 lumens
Efficiency: N/A
Efficacy: 100.4 lumens/watt
Luminous Opening: Rectangular (W 1.5' x L: 1.5' x H: 0')
IES Classification: Type II - Short
BUG Rating: B4 - U0 - G3

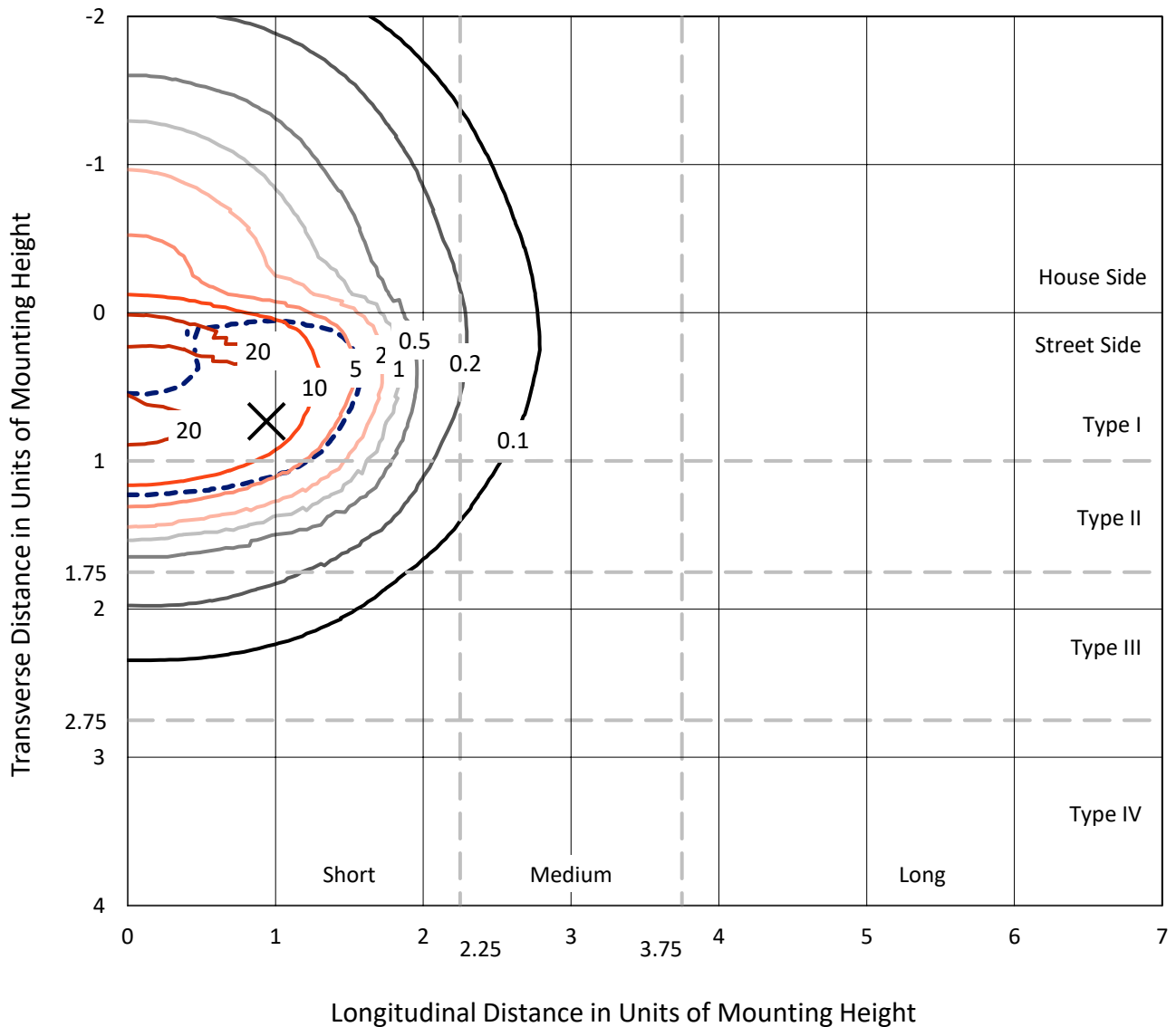
Input Watts (W): 429
Input Voltage (V): NR
Input Current (Ain): NR
Voltage Rise (V): NR
Power Factor: NR
Total Harmonic Distortion (THDi): NR
Frequency (hertz): 60
Stabilization Time: NR
Operation Time: NR
Ambient Temperature (°C): NR
Test Distance: 24 FT



REPORT NUMBER: P653038
 CATALOG NUMBER: GLAN-SA8C-840-U-AFL-GRSWH

Iso-Footcandle Lines of Horizontal Illumination

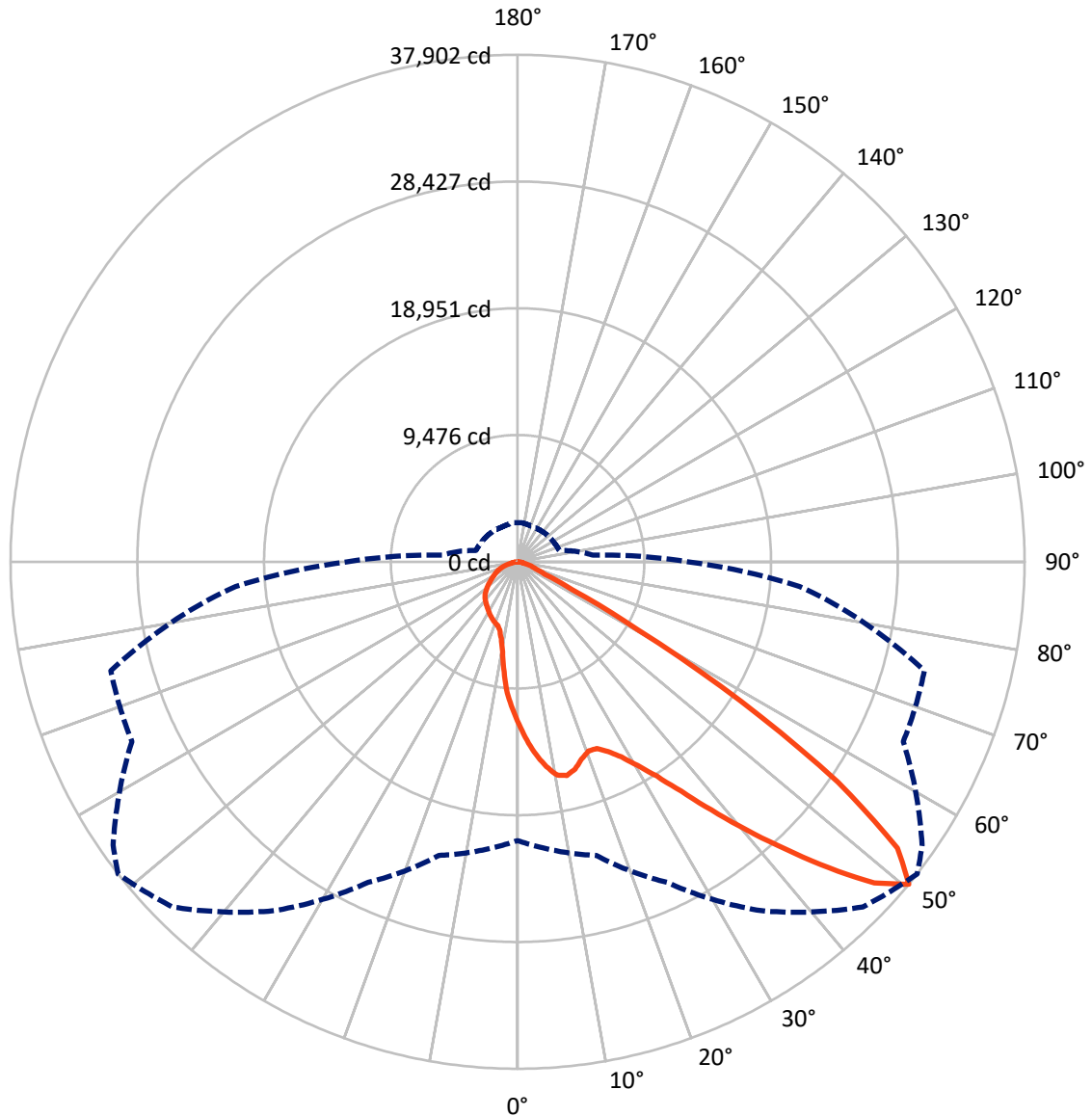
✕ Max cd
 - - - 1/2 Max cd



Based on 25 foot mounting height. Maximum calculated value = 24.9 fc
 Type II - Short - N/A

REPORT NUMBER: P653038
CATALOG NUMBER: GLAN-SA8C-840-U-AFL-GRSWH

Luminous Intensity Polar Plot



— Vertical Plane Through 52-Deg Lateral - - - Horizontal Cone Through 50-Deg Vertical

REPORT NUMBER: P653038
 CATALOG NUMBER: GLAN-SA8C-840-U-AFL-GRSWH

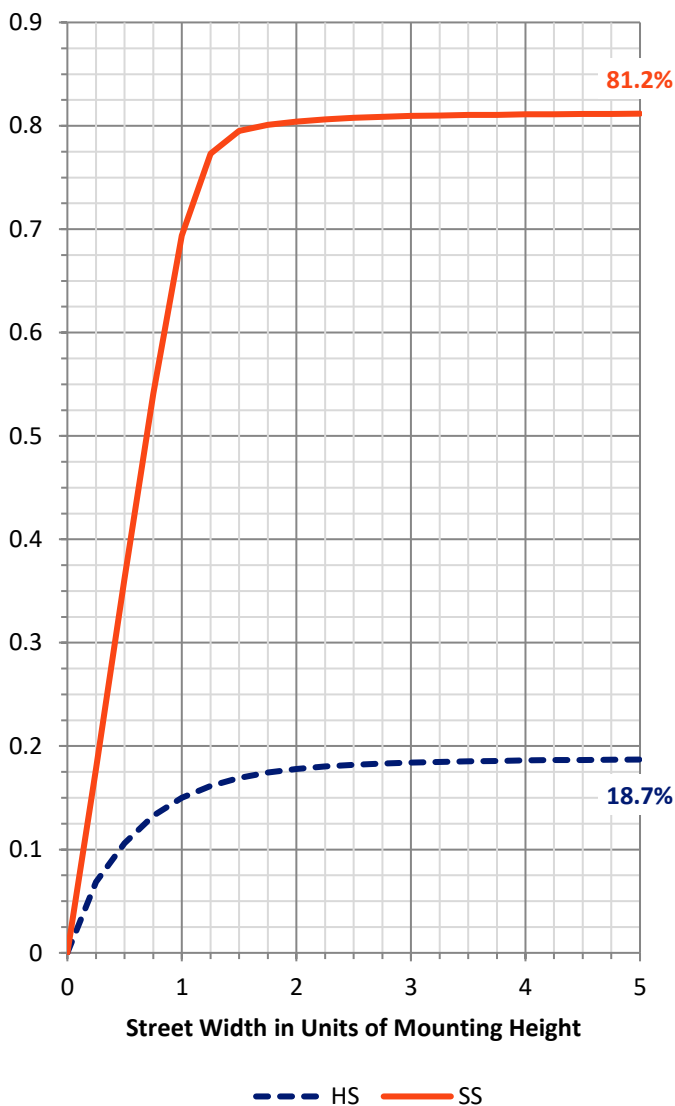
FLUX DISTRIBUTION:

		Downward	Upward	Total
House Side	Lumens	8098.5	0.0	8098.5
	% Fixture	18.8	0.0	18.8
Street Side	Lumens	34984.2	0.0	34984.2
	% Fixture	81.2	0.0	81.2
Total	Lumens	43082.7	0.0	43082.7
	% Fixture	100.0	0.0	100.0

ZONAL LUMENS:

Zone	Lumens	% Fixture
0°-10°	1119.3	2.6
10°-20°	3000.1	7.0
20°-30°	5053.6	11.7
30°-40°	8480.3	19.7
40°-50°	12972.8	30.1
50°-60°	9458.2	22.0
60°-70°	2104.9	4.9
70°-80°	759.2	1.8
80°-90°	134.4	0.3
90°-100°	0.0	0.0
100°-110°	0.0	0.0
110°-120°	0.0	0.0
120°-130°	0.0	0.0
130°-140°	0.0	0.0
140°-150°	0.0	0.0
150°-160°	0.0	0.0
160°-170°	0.0	0.0
170°-180°	0.0	0.0
0°-90°	43082.7	100.0
0°-180°	43082.7	100.0

Coefficient of Utilization

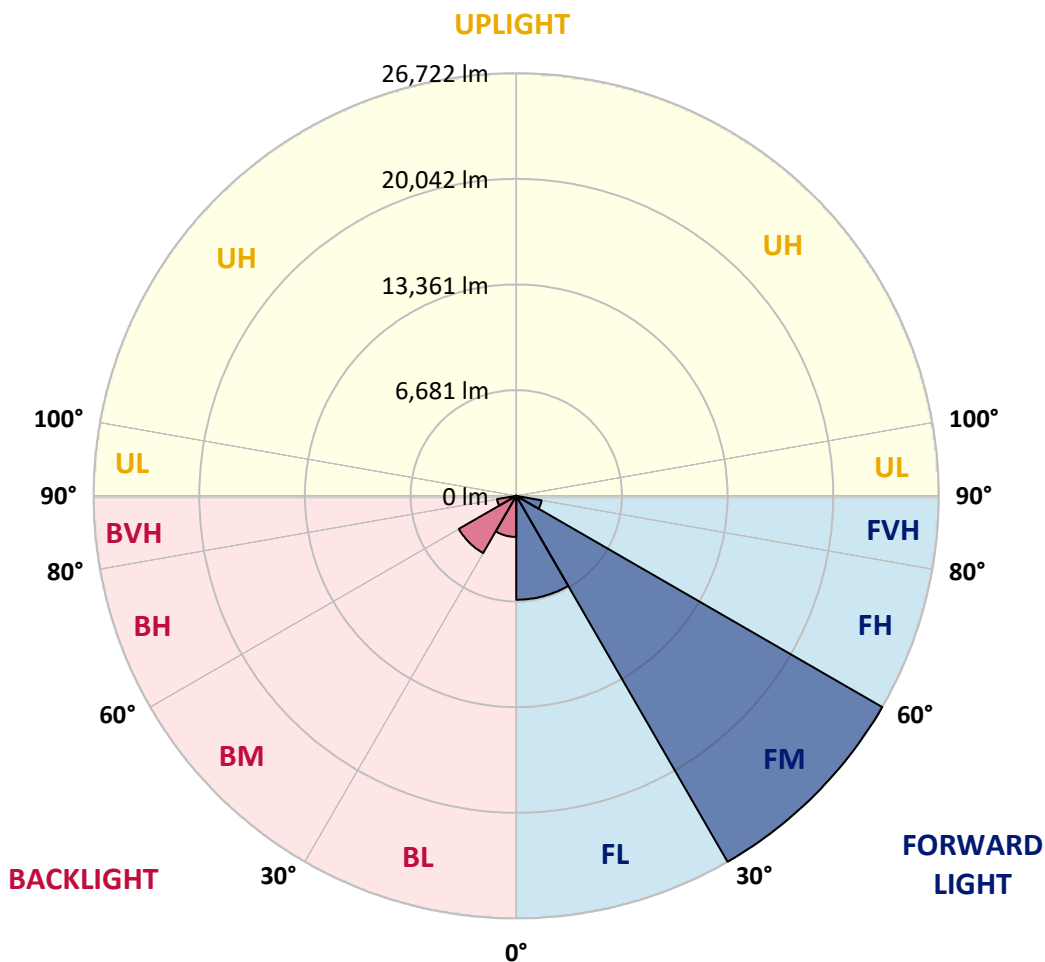


REPORT NUMBER: P653038
 CATALOG NUMBER: GLAN-SA8C-840-U-AFL-GRSWH

LUMINAIRE CLASSIFICATION SYSTEM LUMEN TABLE AND BUG RATING:

Zone	Lumens	% Fixture	Zone Rating/Lumen Limit		
			B	U	G
FL (0°-30°)	6571.6	15.3			
FM (30°-60°)	26722.1	62.0			
FH (60°-80°)	1630.3	3.8			G1/1800
FVH (80°-90°)	60.2	0.1			G1/100
BL (0°-30°)	2601.4	6.0	B4/5000		
BM (30°-60°)	4189.1	9.7	B3/5000		
BH (60°-80°)	1233.8	2.9	B3/2500		G3/2500
BVH (80°-90°)	74.2	0.2			G1/100
UL (90°-100°)	0.0	0.0		U0/0	
UH (100°-180°)	0.0	0.0		U0/0	

BUG Rating: B4-U0-G3
 Type II Short





REPORT NUMBER: P653038

CATALOG NUMBER: GLAN-SA8C-840-U-AFL-GRSWH

CANDELA DISTRIBUTION (FULL):

	0°	5°	15°	25°	35°	45°	52°	55°	65°	75°	85°
0°	12144.3	12144.3	12144.3	12144.3	12144.3	12144.3	12144.3	12144.3	12144.3	12144.3	12144.3
2.5°	14299.0	14023.8	14055.0	13857.7	13644.8	13582.5	13364.4	13156.8	13001.0	12668.7	12362.4
5°	15628.2	15545.1	15420.5	15264.7	15103.8	14709.2	14486.0	14226.4	13655.2	13141.2	12632.4
7.5°	15820.3	15804.7	15872.3	15872.3	15929.4	15778.8	15462.0	15280.3	14672.8	13837.0	12891.9
10°	14470.3	14517.1	14844.2	15270.0	15861.8	16272.0	16220.1	16173.4	15508.8	14366.6	13198.3
12.5°	13395.6	13291.8	13483.8	13847.3	14735.2	15726.9	16396.6	16401.9	16230.5	15212.8	13421.6
15°	12788.2	12860.8	12912.7	13084.1	13753.9	14901.3	16079.9	16427.8	17180.6	15810.0	13774.7
17.5°	13177.5	12933.5	12923.1	12964.7	13307.3	14169.3	15493.2	16090.3	17699.9	16578.4	14210.8
20°	13686.3	13681.1	13535.8	13483.8	13478.7	14247.1	15109.0	15919.0	17975.0	17575.2	14652.1
22.5°	14579.4	14579.4	14340.6	14226.4	13982.3	14610.5	15161.0	15711.3	18431.9	18260.6	14865.0
25°	16074.7	15830.7	15420.5	15140.2	15000.0	15223.2	15711.3	16204.6	18831.8	18987.5	15306.3
27.5°	17455.8	17071.6	16869.1	16386.3	16199.3	16069.6	16516.1	17014.5	19299.0	20119.4	15545.1
30°	19023.8	18956.3	18592.9	17969.8	17507.8	17268.9	17679.1	18172.3	20155.7	21277.2	16095.5
32.5°	21827.6	21214.9	20721.7	19958.4	19205.6	18696.8	19101.7	19428.8	21578.4	22487.0	16697.8
35°	24854.6	24657.3	23805.8	22429.9	21277.2	20820.3	21059.1	21303.2	23234.6	24335.3	17710.2
37.5°	27829.6	27559.7	26858.7	25700.9	24299.0	23369.6	23540.9	23826.5	25093.4	26827.6	18946.0
40°	29968.8	29636.5	29283.5	29112.1	27720.6	26448.5	26349.9	26422.5	27606.4	29164.0	20316.7
42.5°	30124.5	30534.7	30643.8	31334.3	31007.2	29963.6	29356.1	29371.7	30005.1	31474.5	21702.9
45°	29797.5	29418.4	30223.2	32108.0	33187.9	33675.9	32653.1	32523.3	31490.1	32814.1	22393.5
47.5°	26365.4	26469.3	27829.6	30809.9	33930.3	36111.0	35872.2	35441.3	32284.5	32767.3	22284.5
50°	20841.1	21469.3	22731.0	26443.3	31853.5	36495.3	37902.3	36905.4	31812.0	31479.6	21173.4
52.5°	13878.4	14138.1	14968.8	19761.1	25612.6	32622.0	35565.9	35794.3	31375.9	29792.3	19766.3
55°	6178.6	6157.8	7326.0	10321.8	16069.6	24823.4	29060.2	30451.6	29698.8	28073.7	18395.6
57.5°	2616.9	2705.1	3182.8	4460.0	7902.4	14979.2	19688.4	20908.6	22840.0	23052.9	14112.1
60°	1770.5	1780.9	1910.7	2232.6	3307.4	7035.3	10327.1	11791.2	13172.3	13078.9	7487.0
62.5°	1391.5	1427.8	1526.5	1656.3	1962.6	3193.1	4621.0	5436.1	5524.4	4646.9	2840.1
65°	1189.0	1194.2	1292.9	1401.9	1536.8	1858.8	2227.4	2268.9	2294.9	2211.8	2087.2
67.5°	981.3	991.7	1069.6	1194.2	1318.8	1422.6	1526.5	1578.4	1697.8	1931.4	1900.3
70°	778.9	794.4	861.9	965.7	1079.9	1142.2	1272.1	1318.8	1427.8	1609.6	1682.3
72.5°	591.9	597.1	654.2	726.9	830.7	893.1	1002.1	1054.0	1126.7	1282.4	1350.0
75°	425.7	441.4	482.9	519.2	534.8	576.3	680.2	737.3	841.1	908.6	913.8
77.5°	223.3	233.6	244.1	244.1	295.9	373.8	441.4	472.5	545.1	597.1	571.1
80°	88.3	93.4	119.4	161.0	207.6	270.0	316.7	332.3	394.6	425.7	441.4
82.5°	51.9	57.1	77.9	114.2	150.5	192.1	228.4	244.1	285.6	321.9	332.3
85°	26.0	31.1	46.8	72.7	98.6	119.4	114.2	109.0	109.0	103.9	109.0
87.5°	10.3	10.3	15.6	15.6	15.6	20.8	26.0	26.0	26.0	31.1	31.1
90°	0.0	0.0	0.0	0.0	0.0	0.0	0.0	0.0	0.0	0.0	0.0



REPORT NUMBER: P653038
 CATALOG NUMBER: GLAN-SA8C-840-U-AFL-GRSWH

CANDELA DISTRIBUTION (continued):

	90°	95°	105°	115°	125°	135°	145°	155°	165°	175°	180°
0°	12144.3	12144.3	12144.3	12144.3	12144.3	12144.3	12144.3	12144.3	12144.3	12144.3	12144.3
2.5°	12159.9	11952.2	11760.1	11407.1	11022.8	10913.8	10467.3	10306.3	10192.1	10057.1	10015.6
5°	12222.2	11947.0	11329.2	10617.9	10051.9	9325.0	8847.3	8333.3	7959.5	7866.0	7840.1
7.5°	12352.0	11879.5	10815.2	9740.4	8582.6	7596.0	6843.2	6438.2	6079.9	6059.2	6022.8
10°	12497.3	11677.0	10254.4	8566.9	7087.2	6173.4	5721.7	5545.1	5456.9	5436.1	5425.7
12.5°	12616.8	11635.5	9626.2	7424.7	6028.0	5477.7	5342.7	5327.1	5363.4	5373.8	5394.6
15°	12668.7	11469.3	8868.1	6401.9	5368.6	5166.1	5223.3	5285.5	5311.5	5379.0	5327.1
17.5°	12767.4	11256.4	7933.5	5591.9	5000.0	5036.3	5135.0	5207.6	5249.2	5295.9	5228.4
20°	12819.3	11064.4	7056.1	5109.0	4870.1	4937.7	5072.7	5129.8	5181.7	5202.5	5124.6
22.5°	12772.5	10669.8	6282.4	4719.6	4745.6	4833.8	4953.2	5015.6	4984.4	4901.3	4854.6
25°	12648.0	10114.2	5477.7	4470.4	4569.1	4724.8	4818.3	4771.5	4714.4	4667.7	4652.2
27.5°	12642.8	9434.0	4896.1	4241.9	4418.4	4631.4	4600.2	4558.6	4584.6	4548.3	4506.8
30°	12668.7	8774.7	4418.4	4112.2	4309.5	4413.3	4449.6	4408.1	4439.2	4371.8	4392.5
32.5°	12533.8	8130.8	4106.9	3961.5	4179.6	4174.5	4293.9	4325.0	4252.3	4112.2	4132.9
35°	12590.9	7611.6	3842.2	3894.1	4034.3	4034.3	4127.7	4091.4	3899.3	3816.2	3837.0
37.5°	12985.5	7102.7	3712.3	3800.6	3894.1	3935.6	3904.4	3748.7	3702.0	3702.0	3712.3
40°	13359.3	6666.7	3634.5	3779.9	3764.2	3790.2	3561.8	3577.4	3577.4	3582.6	3556.6
42.5°	13691.6	6370.7	3572.1	3655.2	3681.2	3546.2	3406.0	3390.4	3426.8	3421.6	3400.8
45°	13811.0	6126.7	3483.9	3515.0	3535.8	3312.5	3245.1	3213.9	3255.4	3271.0	3291.8
47.5°	13354.1	5924.2	3385.3	3323.0	3281.4	3136.0	3047.8	2990.7	3042.6	3130.9	3151.6
50°	12767.4	5659.4	3229.5	3110.1	3021.8	2959.5	2897.2	2840.1	2876.4	2938.7	2923.1
52.5°	11900.3	5244.1	3032.2	2907.6	2757.0	2772.6	2715.5	2684.3	2705.1	2705.1	2689.5
55°	10664.6	4309.5	2699.9	2611.6	2487.0	2528.6	2538.9	2497.4	2455.9	2492.2	2461.0
57.5°	7279.4	3042.6	2409.1	2409.1	2284.5	2341.6	2336.5	2237.8	2139.2	2149.5	2128.7
60°	4210.8	2424.7	2222.3	2201.5	2071.6	2118.4	2128.7	2061.3	1910.7	1921.1	1900.3
62.5°	2393.6	2071.6	1941.9	1910.7	1884.8	1926.2	1926.2	1838.0	1708.2	1718.6	1697.8
65°	2035.3	1921.1	1734.1	1728.9	1718.6	1728.9	1687.5	1593.9	1479.7	1433.0	1438.2
67.5°	1848.3	1775.7	1593.9	1547.3	1516.1	1510.9	1433.0	1344.8	1292.9	1251.3	1246.1
70°	1619.9	1562.8	1427.8	1365.5	1334.3	1261.7	1183.8	1126.7	1054.0	1033.3	1054.0
72.5°	1282.4	1277.2	1225.3	1157.8	1090.4	1033.3	965.7	887.8	820.3	804.8	768.4
75°	887.8	898.3	908.6	898.3	841.1	768.4	690.5	628.2	545.1	498.5	488.0
77.5°	581.6	597.1	612.7	591.9	555.6	488.0	436.1	358.3	295.9	259.6	254.4
80°	425.7	446.5	456.9	441.4	399.8	347.8	290.7	228.4	181.7	150.5	150.5
82.5°	327.1	347.8	358.3	332.3	290.7	249.2	207.6	161.0	124.6	98.6	93.4
85°	114.2	109.0	129.8	135.0	161.0	150.5	124.6	93.4	72.7	51.9	46.8
87.5°	31.1	31.1	36.3	36.3	31.1	26.0	26.0	26.0	20.8	15.6	15.6
90°	0.0	0.0	0.0	0.0	0.0	0.0	0.0	0.0	0.0	0.0	0.0

(END OF REPORT)